

Integrated Education Fund NI-Wide Youth Poll: 16-24 Year-Olds

Summary Results Report and Key
'Headline Results', Key conclusions.

28th April 2014

Summary Results Report and Key ‘Headline Results’, Key conclusions.




In April 2014 the IEF commissioned independent polling company LucidTalk to carry out a survey among 16-24 year-olds across Northern Ireland. A representative sample of 1,075 completed the survey and all data results were weighted to reflect Gender and Community background.







The poll consisted of a series of questions covering attitudes to politics and politicians, hopes and plans for the future, and community relations and segregation.






The poll found that:

- almost 70% of the survey sample intend to use their vote (the overall turnout for the local government elections in May 2014 was just over 51%)
- when given a choice of six issues and asked which our politicians should focus on, almost 76% thought the lack of jobs most important, with only 20% rating flags and parades as important
- more than 83% of those questioned agree that an education system where children of all faiths and none go to the same school would be an important step in combating sectarianism
- 73.6% would prefer any children of their own to go to school with others of all traditions and backgrounds

Summary results:

1. If currently, or if when, you are able to vote in NI elections, do you think you will use your vote? (please tick one answer) Yes / No / Don't Know			Response Percent
1	Yes		69.4%
2	No		23.1%
3	Don't Know		7.5%

2. If you are intending to vote in the forthcoming NI elections in May this year, which political party would you be thinking of voting for at this time?			Response Percent
1	DUP		22.5%
2	SF		19.0%
3	UUP		8.6%
4	SDLP		9.2%
5	Alliance		17.4%
6	Other		23.3%

3. Please rate the following statement: "Northern Ireland politicians are helping to move Northern Ireland towards a more peaceful and integrated society"			Response Percent
1	Strongly Agree		28.8%
2	Agree		16.3%
3	Neutral		19.8%
4	Disagree		22.5%
5	Strongly disagree		12.6%

4. Please rate the following statement: “What are the most important issues our politicians should be focussing on? Please grade the following issues/options from 1 – 5, in terms of the relative importance of each issue, in terms of what our politicians should be focussed on. Where 1 = Very Important to 5 = Not important at all.

Sectarianism

1	362	35.7%
2	412	39.9%
3	112	10.5%
4	48	5.1%
5	94	8.8%
1068		

Lack of jobs

1	447	41.9%
2	361	33.8%
3	138	12.9%
4	88	8.2%
5	34	3.2%
1068		

Crime

1	312	29.2%
2	274	25.7%
3	267	25.0%
4	132	12.4%
5	83	7.8%
1068		

4. Please rate the following statement: “What are the most important issues our politicians should be focussing on? Please grade the following issues/options from 1 – 5, in terms of the relative importance of each issue, in terms of what our politicians should be focussed on. Where 1 = Very Important to 5 = Not important at all.

Flags Parades, and dealing with the past

1	237	22.2%
2	234	21.9%
3	267	25.0%
4	154	14.4%
5	176	16.5%
1068		

Health service

1	363	34.0%
2	306	31.9%
3	206	19.3%
4	76	8.7%
5	56	6.1%
1068		

Education reform

1	384	36.0%
2	294	27.5%
3	226	21.2%
4	67	6.3%
5	97	9.1%
1068		

5. How hopeful are you about your own future. Please grade your answer 1 - 5 were 1 = Very hopeful to 5 being Totally unhopeful.

			Response Percent
1	1		23.9%
2	2		34.4%
3	3		23.9%
4	4		12.7%
5	5		5.2%






6. How would you rate the following statement: “An education system where children of all faiths and none go to the same schools would be an important step in combating sectarianism in Northern Ireland?”

			Response Percent
1	Strongly Agree		45.4%
2	Agree		38.4%
3	Neutral		8.6%
4	Disagree		7.3%
5	Strongly disagree		0.3%




7. How would you rate the following statement: “A housing policy which brings people of all faiths and none to live in shared areas would be an important step in combating sectarianism in Northern Ireland?”

			Response Percent
1	Strongly Agree		40.4%
2	Agree		37.1%
3	Neutral		12.90%
4	Disagree		7.3%
5	Strongly disagree		2.3%




8. When did you first engage meaningfully with someone from a different culture or religious background from your own? (Please tick one answer)

			Response Percent
1	Before - Age 11		40.60%
2	Aged 12-16		32.7%
3	Aged 17 – 18		14.0%
4	Aged 19 – 24		9.9%
5	Up to now Never		2.7%




9. Would you have liked your school experience to have included more pupils from different traditions and backgrounds? (Please tick one answer)

			Response Percent
1	Yes		66.6%
2	No		12.4%
3	No Opinion		21.1%

10. If you have children, or imagining you will go on to have children in the future, would you prefer them to go to school with children of all traditions and backgrounds (please tick one answer)

			Response Percent
1	Yes		73.6%
2	No		14.9%
3	No Opinion		11.6%

11. Should student teachers of all faiths and none be trained together in the same colleges? (please tick one answer)

			Response Percent
1	Yes		58.0%
2	No		22.6%
3	No Opinion		19.5%